

PLEASE CHECK WWW.MOLEX.COM FOR LATEST PART INFORMATION

Part Number: [0758270505](#)
Status: **Active**
Overview: [gbx_backplane_connector_system](#)
Description: 1.85mm by 1.85mm (.073 by .073") Pitch 2-Pair GbX® Backplane Connector System, Open Header, 20 Circuits, Gold (Au) 0.76µm (30µ"), Pin Length 5.55mm (.219")

Documents:

[Drawing \(PDF\)](#) [RoHS Certificate of Compliance \(PDF\)](#)
[Product Specification PS-75221-999 \(PDF\)](#)

Agency Certification

UL E29179

General

Product Family Backplane Connectors
 Series [75827](#)
 Application Backplane
 Application Tooling Documents http://www.molex.com/pdm_docs/ats/TM-622022099.pdf>Tooling Manual
 Comments Open Header
 Component Type PCB Header
 Overview [gbx_backplane_connector_system](#)
 Product Name GbX®
 Style N/A

Physical

Circuits (Loaded) 20
 Circuits (maximum) 20
 Color - Resin Gray (Dark)
 Durability (mating cycles max) 200
 First Mate / Last Break No
 Flammability 94V-0
 Guide to Mating Part No
 Keying to Mating Part None
 Material - Metal High Performance Alloy (HPA)
 Material - Plating Mating Gold
 Material - Plating Termination Tin-Lead
 Material - Resin High Temperature Thermoplastic
 Number of Columns 5
 Number of Pairs 2
 Number of Rows 4
 Orientation Vertical
 PC Tail Length (in) 0.087 In
 PC Tail Length (mm) 2.20 mm
 PCB Locator No
 PCB Retention Yes
 PCB Thickness Recommended (in) 0.063 In
 PCB Thickness Recommended (mm) 1.60 mm
 Packaging Type Tube
 Pitch - Mating Interface (in) 0.073 In
 Pitch - Mating Interface (mm) 1.85 mm
 Pitch - Term. Interface (in) 0.073 In
 Pitch - Term. Interface (mm) 1.85 mm
 Plating min: Mating (µin) 30
 Plating min: Mating (µm) 0.76
 Plating min: Termination (µin) 30

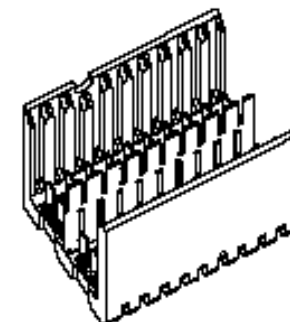


image - Reference only

Series

EU RoHS

RoHS Compliant by Exemption

REACH SVHC

Contains SVHC: No

Halogen-Free

Status

Halogen-Free

China RoHS



Pb

Need more information on product environmental compliance?

Email productcompliance@molex.com
 For a multiple part number RoHS Certificate of Compliance, [click here](#)

Please visit the [Contact Us](#) section for any non-product compliance questions.

Search Parts in this Series

[75827Series](#)

Mates With

[75650 GbX® Daughtercard](#)

Application Tooling | FAQ

Tooling specifications and manuals are found by selecting the products below. Crimp Height Specifications are then contained in the Application Tooling Specification document.

Global

Description	Product #
GbX® 2 Pair By Insertion Tool	0622022810
Module Backplane	

Plating min: Termination (µm)	0.76
Polarized to PCB	No
Stackable	No
Surface Mount Compatible (SMC)	Yes
Temperature Range - Operating	105°C
Termination Interface: Style	Through Hole - Compliant Pin

Electrical

Current - Maximum per Contact	1A
Data Rate	8.0 Gbps
Real Signals (per 25mm)	54
Shield Type	Ground Plane Shield
Shielded	Yes
Voltage - Maximum	120V AC (RMS)/DC

Material Info

Reference - Drawing Numbers

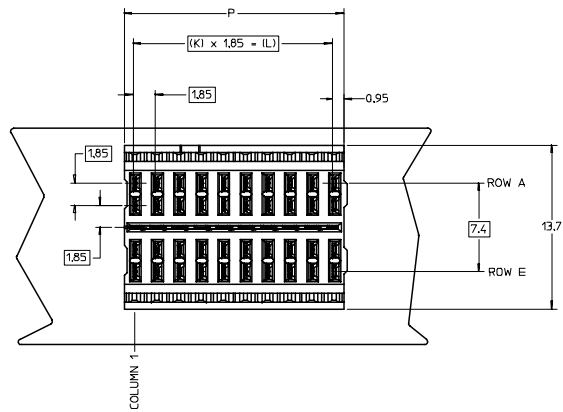
Packaging Specification	PK-70873-5058
Product Specification	PS-75221-999
Sales Drawing	SD-75827-010

GbX is a registered trademark of Amphenol Corporation.

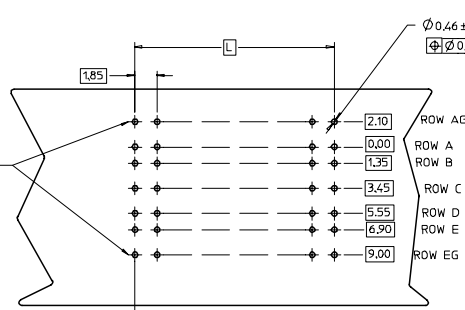
This document was generated on 05/14/2010

PLEASE CHECK WWW.MOLEX.COM FOR LATEST PART INFORMATION

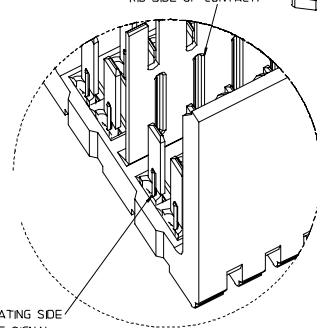
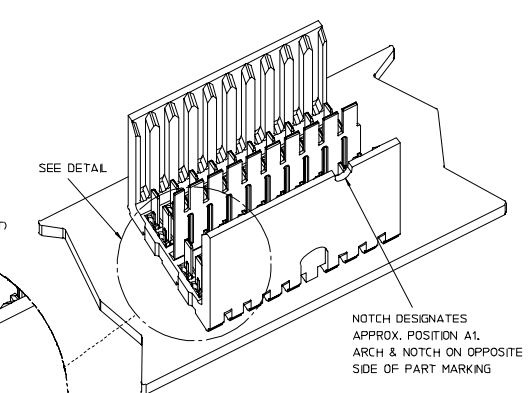
20 | 19 | 18 | 17 | 16 | 15 | 14 | 13 | 12 | 11 | 75827 | 9 | 8 | 7 | 6 | 5 | 4 | 3 | 2 | 1



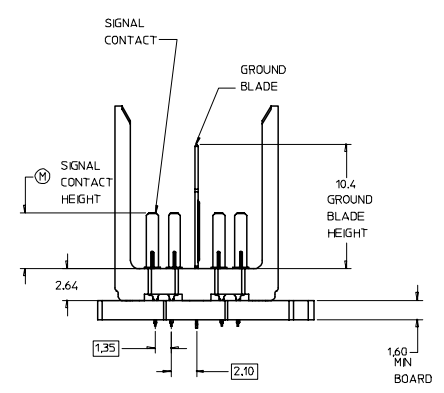
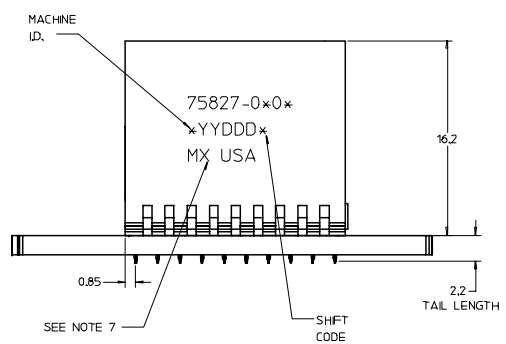
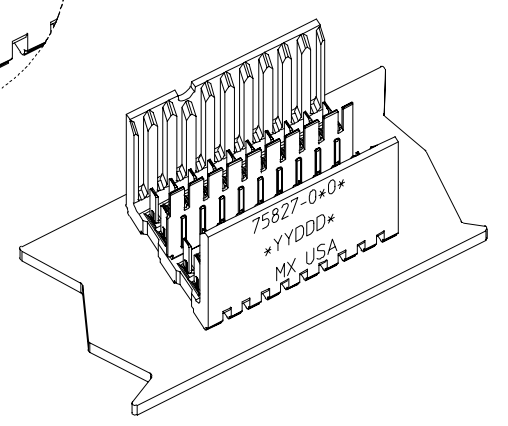
ROWS AG & EG RECOMMENDED FOR ALL APPLICATIONS. THESE ROWS SHOULD BE CONNECTED TO GROUND.



PLATED THRU HOLE (Ø 0.57 DRILL) (Ø 0.88 PAD) Ø 0.46 ± 0.05 (± 0.10)



DETAIL SCALE 10:1



- NOTES:
1. MATERIAL; HOUSING - LIQUID CRYSTAL POLYMER (LCP) GLASS-FILLED. UL 94V-0, COLOR - GRAY. SIGNAL CONTACT AND GROUND BLADE - HIGH PERFORMANCE COPPER ALLOY.
 2. FINISHES: SELECTIVE GOLD (Au) ON CONTACT AREA, SELECTIVE TIN/LEAD (Sn/Pb) ON PCB TAILS, NICKEL (Ni) OVERALL.
 3. THIS PART CONFORMS TO MOLEX PRODUCT SPECIFICATION PS-75221-999.
 4. FOR MIXED CONTACT MATING LENGTHS CONSULT MOLEX FOR AVAILABILITY. CONTACT PAIRS MUST BE THE SAME LENGTH.
 5. FOR SPECIFIC PART NUMBER AND MATING INFORMATION PLEASE REFER TO CHART.
 6. PACKAGE PER PK-70873-5058.
 7. EITHER MARK PART NUMBER AND DATE CODE APPROXIMATELY WHERE SHOWN OR PLACE A LABEL ON THE TUBE.
 8. THESE PARTS CONFORM TO MOLEX COSMETIC SPECIFICATION PS-45499-002 CLASS B.

75827-xx0*

COLUMN: 01 - 10 COL, 02 - 25 COL, 05 - 5 COL

PN LENGTH: DM 'M', 3=3.55 mm, 4=4.55 mm, 5=5.55 mm

KEYING: ORIENTATION, OPEN = 0 (NONE)

PART NUMBER TABLE				
ASSY PART NO.	K	L	P	TOTAL NO. OF DIFFERENTIAL PAIRS
75827-050*	4	7.40	9.10	10
75827-010*	9	16.65	18.35	20
75827-020*	24	44.40	46.10	50

ADD 5-COLUMN PARTS EC NO: UCP 2007-2580 DRWN: BINGHAM 2007/05/02 CHKD: CHKD 2007/05/02 APPR: SREED 2007/05/02 REV DESCRIPTION	QUALITY SYMBOLS	GENERAL TOLERANCES (UNLESS SPECIFIED)	SCALE 5:1	DESIGN UNITS METRIC	THIRD ANGLE PROJECTION	REVISE ON CAD ONLY
	4 PLACES ±--- ±---	mm INCH	DIMENSION STYLE MM ONLY	TITLE	GBX 2-PAIR OPEN END BACKPLANE SALES ASSEMBLY	
	3 PLACES ±--- ±---		DRAWN BY NMARTIN	DATE 2005/06/28	MOLEX MOLEX INCORPORATED	
	2 PLACES ±--- ±---		CHECKED BY JMYCZEK	DATE 2005/06/28	MATERIAL NO. SEE CHART	DOCUMENT NO. SD-75827-010
	1 PLACE ±--- ±---	ANGULAR ±---°	APPROVED BY SREED	DATE 2005/06/28	THIS DRAWING CONTAINS INFORMATION THAT IS PROPRIETARY TO MOLEX INCORPORATED AND SHOULD NOT BE USED WITHOUT WRITTEN PERMISSION	
		DRAFT WHERE APPLICABLE MUST REMAIN WITHIN DIMENSIONS				

19 | 18 | 17 | 16 | 15 | 14 | 13 | 12 | 11 | 10 | 9 | 8 | 7 | 6 | 5 | 4 | 3 | 2 | 1